

ENGINEERING
TOMORROW

Danfoss

Programmable Room Thermostats | TPOne™

Meet the **TPOne** **Intelligent controls** made easy

The TPOne programmable room thermostat makes it simple for homeowners to flexibly control heating while reducing energy use.



Easy

and quick
installation and
setup via familiar
wiring and
intuitive menus.

www.tpone.danfoss.com

Danfoss TPOne

Intelligent controls made easy

With our new TPOne programmable room thermostat, Danfoss has made intelligent heating control easier than ever before. Packed with practical and easy-to-use innovations, TPOne has been designed to suit almost any domestic heating control application. Easy to install and beautifully simple to live with, TPOne elegantly combines all the functionality of our existing TP models into one stylish unit.

Product highlights

- Homeowners can easily access comfort modes or change settings
- Intuitive user interface with clear icons
- Fast installation with familiar wiring
- Quick-start setup wizard and separate installer menu with lock
- Versatile and simple 7-day programming
- Standby with Frost Protection
- Chrono-proportional control offering energy saving benefits
- Boiler service timer and optional external sensor input
- Selectable domestic hot water channel (TPOne-M only)
- Standard, delayed or optimised start-up
- Available in battery, wired or wireless versions



Comfort settings Simple and effective

Danfoss TPOne features four dedicated comfort modes that can be activated at the touch of a button.

As a programmable room thermostat, heating is conveniently controlled by preset schedules. But should the user's needs change at short notice, the comfort buttons make it simple to adjust the settings.

The comfort mode buttons manually override the existing setting and stay in place until the next scheduled heating change – so there's no need to remember to switch back to automatic control.



Home



Away

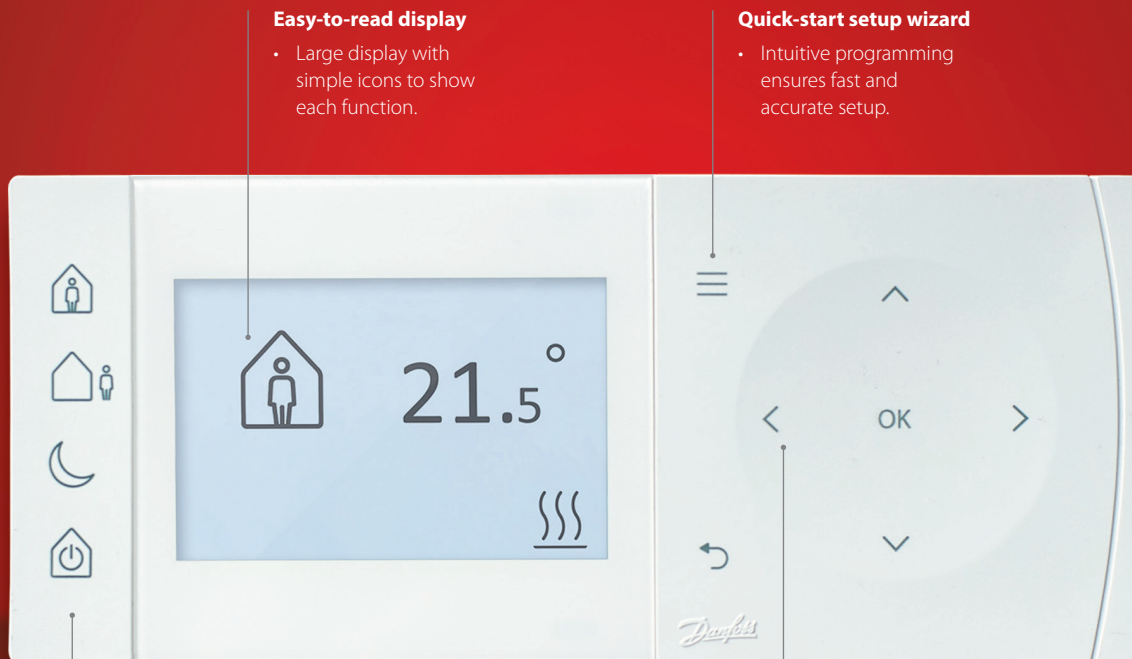


Asleep



Standby

Introducing new fast access comfort modes to easily change **home comfort settings.**



Easy-to-read display

- Large display with simple icons to show each function.

Quick-start setup wizard

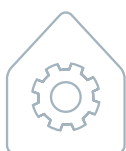
- Intuitive programming ensures fast and accurate setup.

Comfort modes

- Single-touch options to quickly switch between settings.

Familiar navigation

- User-friendly features and icons for easy and intuitive programming.



Fast installation with familiar wiring

With a highly intuitive user interface, the TPOne combines fast installation and setup menus with one-touch controls to confirm status and current settings.

Familiar wiring ensures installation is easy, quick and accurate.



Flexible and easy programming

TPOne features easy programming, including true 7-day scheduling and a holiday function, and can even be used to control a hot water cylinder.

The user-friendly interface provides the flexibility to make temporary changes to pre-programmed schedules to save energy or increase comfort – all at the touch of a button.



Energy-saving benefits

TPOne offers chrono-proportional control (also known as TPI), making it ErP Class 4. When chrono-proportional control is activated, the thermostat establishes a fixed cycle rate for the system and then determines the duration of On/Off periods within each cycle. This optimises both boiler efficiency and comfort.




One touch energy saving

Independent tests have shown that lowering home comfort temperature by just one degree can reduce energy consumption by as much as 10%.

TPOne's innovative 'Click & Save' function can lower all pre-defined comfort settings by one degree in just a few clicks.

This handy feature helps protect the environment and saves homeowners money at the touch of a button.



Thermostat Features	TPOne-M	TPOne-B	TPOne-RF + RX1-S
Ordering Codes	087N785200	087N785100	087N785400
Code without receiver	-	-	087N785300
Type	Programmable Thermostat		RF Programmable Thermostat
Power Supply TPOne	230Vac, 50/60Hz	2.5 - 3VDC (2 x AA Alkaline Batteries)	
Battery Life	-	Min 2 years	Min 2 years
Power Supply RX1-S	-	-	230Vac, 50/60Hz
Output Channel 1	Volt free, SPDT type 1B		Volt free, SPDT type 1B (RX1-S)
Switch Rating Channel 1	3A at 230Vac	3A at 230Vac	3A at 230Vac (RX1-S)
Output Channel 2	3A at 230Vac	-	-
Operating Frequency	-	-	433.92MHz
Maximum Range	-	-	30 metres
Setting Temperature Range	5-35 °C		
Operating Temperature Range	0-45 °C		
IP Rating	IP20		
On/Off Control	Yes		
Chrono-proportional control	Yes		
Dimensions (mm)	H66 x W155 x D30		
Dimensions (mm) RX1-S	-	-	H84 x W84 x D28